

Twinkle Twinkle Little Star - Key of C major

Warm Up 1

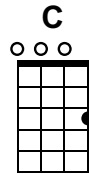
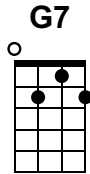
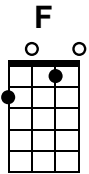
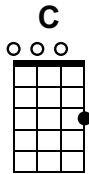
let ring throughout

0 2 0 1 | 3 0 2 3 | 2 0 3 1 | 0 2 0

Warm Up 2

- You can use these chord shapes to help play the song.

- When the song says G7, you can make that shape and the fret numbers will automatically be correct.



3 0 0 0 | 0 1 0 2 | 2 1 2 0 | 3 0 0 0

Twinkle Twinkle Little Star

UKULELE FINGERSTYLE

- Use your thumb for strings 3 and 4 (the top 2 strings)

- Use your 1st finger for string 2 and your 2nd finger for string 1

C F C G7 C G7 C

0 0 0 0 | 1 1 0 | 1 1 0 0 | 2 2 3 | 0 0 0 0 | 2 2 0

C G7 C G7 C G7 C G7

0 0 1 1 | 0 0 2 | 0 0 1 1 | 0 0 2 | 0 0 1 1 | 0 0 2

C F C G7 C G7 C

0 0 0 0 | 0 0 0 | 1 1 0 0 | 2 2 3 | 0 0 0 0 | 2 2 0