

EXERCISE SHEET 1

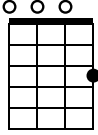
Group Chord Exercises Grade 1-4 Book

3 separate parts: Guitar Chords / Ukulele / Guitar Barre Chords
Repeat each exercise 2, 4 or 8 times, or keep repeating for a while

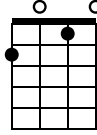
$\text{♩} = 90$

Exercise 1

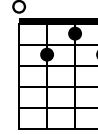
C



F



G7

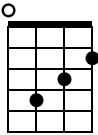


Ukulele

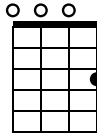
Exercise 1 musical notation in 4/4 time. It consists of a treble clef staff with a key signature of one sharp (F#) and a 4/4 time signature. The melody is written in eighth notes. Below the staff are four lines of tablature for the ukulele strings (T, A, B, E). The first line is the treble string (T), the second is the A string, the third is the B string, and the fourth is the E string. The notation includes chord diagrams for C, F, and G7, and a sequence of fret numbers for each string.

Exercise 2

Em



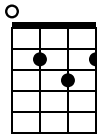
C



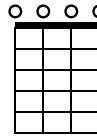
Exercise 2 musical notation in 4/4 time. It consists of a treble clef staff with a key signature of one sharp (F#) and a 4/4 time signature. The melody is written in eighth notes. Below the staff are four lines of tablature for the ukulele strings (T, A, B, E). The notation includes chord diagrams for Em and C, and a sequence of fret numbers for each string.

Exercise 3

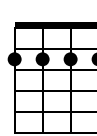
G



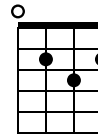
Am7



Bm7



G



Exercise 3 musical notation in 4/4 time. It consists of a treble clef staff with a key signature of one sharp (F#) and a 4/4 time signature. The melody is written in eighth notes. Below the staff are four lines of tablature for the ukulele strings (T, A, B, E). The notation includes chord diagrams for G, Am7, Bm7, and G, and a sequence of fret numbers for each string.